

**N. M. RAIJI & CO.**  
*Chartered Accountants*  
Universal Insurance Building,  
Pheroza Shah Mehta Road,  
Mumbai-400 001. INDIA  
Telephone: 2287 0068  
2287 3463  
2283 7482  
Telefax : 91 (22) 2282 8646  
91 (22) 2265 0578  
E-mail : nmr.ho@nmraiji.com

**Auditors' Report**

**The Board of Trustees**  
**ICICI Prudential Mutual Fund**


We have audited the attached Balance Sheet as at March 31, 2009 and the Revenue Account for the period ended on that date annexed thereto of ICICI Prudential Fixed Maturity Plan – Series 47 – One Year Plan D (the scheme) of the Fund. These financial statements are the responsibility of the Management. Our responsibility is to express an opinion on these financial statements based on our audit.

We conducted our audit in accordance with SEBI (Mutual Fund) Regulations, 1996. An audit includes examining on a test basis, evidence supporting the amounts and disclosures in the financial statements. An audit also includes assessing the accounting principles used and significant estimates made by the Management, as well as evaluating the overall financial statement presentation. We believe that our audit provides a reasonable basis for our opinion.

We report that:

1. We have obtained all information and explanations, which, to the best of our knowledge and belief were necessary for the purpose of our audit.
2. The Balance Sheet and the Revenue Account are in agreement with the books of account of the Scheme.
3. In our opinion, valuation methods for Non Traded Securities, adopted by the scheme are fair and reasonable and are in accordance with the guidelines for valuation issued by SEBI and approved by the Trustees.
4. The accounts have been prepared in accordance with the accounting policies adopted by the trustees of the Fund and as specified in the Ninth Schedule to the SEBI (Mutual Funds) Regulations, 1996.
5. In our opinion and to the best of our information and according to the explanations given to us, the statement of accounts read with the notes thereon, give a true and fair view in accordance with the generally accepted accounting principles in India:
  - a. in the case of Balance Sheet, of the state of affairs of ICICI Prudential Fixed Maturity Plan – Series 47 - One Year Plan D as at March 31, 2009; and
  - b. in the case of Revenue Account of the surplus of ICICI Prudential Fixed Maturity Plan – Series 47 - One Year Plan D for the period ended on March 31, 2009.

**For N M Raiji & Co.**  
**Chartered Accountants**



**J. M. Gandhi**  
**Partner**  
Membership No. 37924

Mumbai

18 JUN 2009


ICICI Prudential Mutual Fund  
 Scheme- ICICI Prudential Fixed Maturity Plan - Series 47 - One Year Plan D  
 Balance Sheet as at March 31, 2009

	Schedule No.	March 31, 2009 Amount (Rs.)
<b>LIABILITIES</b>		
Unit Capital	1	1,160,339,499
Reserves & Surplus	2	35,234,458
Unrealised Appreciation in value of Investment		-
<b>Unitholders' Funds</b>		<b>1,195,573,957</b>
Current Liabilities & Provisions	3	1,506,233
		<b>1,197,080,190</b>
<b>ASSETS</b>		
Investments	4	1,159,450,742
Deposits		-
Other Current Assets	5	37,629,448
		<b>1,197,080,190</b>

Significant Accounting Policies and Notes forming part of the Accounts 9

As per our Report Attached

For N.M. Raiji & Co.  
 Chartered Accountants



J.M. Gandhi  
 Partner  
 Membership No.37924

Mumbai.

19 8 JUN 2009

For ICICI Prudential Asset Management Company Ltd.



Nimesh Shah  
 Managing Director



Nilesh Shah  
 Deputy Managing Director



Chaitanya Pande  
 Fund Manager

For ICICI PRUDENTIAL TRUST LTD.




Director

For ICICI PRUDENTIAL TRUST LTD.



Director

For ICICI PRUDENTIAL TRUST LTD.



Director

**ICICI Prudential Mutual Fund**  
**Scheme- ICICI Prudential Fixed Maturity Plan - Series 47 - One Year Plan D**  
**Revenue Account For The Period Ended March 31, 2009**

	Schedule No.	Period Ended March 31, 2009 Amount (Rs.)
<b>INCOME</b>		
Dividend		-
Interest	6	38,507,460
Profit on sale/redemption of Investments (other than inter-scheme transfer/sale)		-
Profit on inter-scheme transfer/sale of Investments		-
Other Income		514,725
		<u><u>39,022,185</u></u>

**EXPENSES & LOSSES**

Loss on sale/redemption of Investments (other than inter-scheme sale/transfer)		-
Loss on Inter-Scheme sale/transfer of Investments		16
Management Fees (Including Service Tax)		971,588
Trusteeship Fees		11,767
Publicity Expenses		-
Audit Fees		11,030
Commission to Agents		2,317,356
Deferred Revenue Expenses Written Off		-
Custodian Fees		17,336
Registrar & Transfer Agent's Fees & Expenses		27,359
Other Operating Expenses	7	1,050
Surplus for the Period		35,664,683
		<u><u>39,022,185</u></u>

Surplus for the Period	35,664,683
Add: Write back of provision for Unrealised Appreciation on Investments	-
Less: Provision for unrealised appreciation on Investments	-
Add/(Less) : Income Equalisation	-
	<u>35,664,683</u>
Surplus/(Deficit) brought forward	-
Amount available for Income Distribution	<u>35,664,683</u>
Less: Dividend Paid (Including Distribution Tax, if any)	-
<b>Surplus carried forward to Balance Sheet</b>	<u><u>35,664,683</u></u>

Significant Accounting Policies and Notes forming part of the Accounts 9

As per our Report Attached

For N.M. Raiji & Co.  
Chartered Accountants

J.M. Gandhi  
Partner  
Membership No.37924

Mumbai

18 JUN 2009

For ICICI PRUDENTIAL TRUST LTD.

Director

For ICICI Prudential Asset Management Company Ltd.

Nimesh Shah  
Managing Director

Nilesh Shah  
Deputy Managing Director

Chaitanya Pande  
Fund Manager

For ICICI PRUDENTIAL TRUST LTD.

For ICICI PRUDENTIAL TRUST LTD.

Director

1306

Director

**ICICI Prudential Mutual Fund**  
**Scheme- ICICI Prudential Fixed Maturity Plan - Series 47 - One Year Plan D**  
**Schedules Forming Part of the Accounts**

	<b>Period Ended</b>
	<b>March 31, 2009</b>
	<b>Amount</b>
	<b>(Rs.)</b>
<b>1 UNIT CAPITAL</b>	
Unit Capital	1,160,339,499
	<u><b>1,160,339,499</b></u>
Number of Units of Face Value Rs.10	<u><b>116,033,949.9</b></u>
<b>2 RESERVES &amp; SURPLUS</b>	
Unit Premium Reserve	
Opening Balance	-
Additions / (Deductions) during the year	<u>(430,225)</u>
Closing Balance	(430,225)
Surplus in Revenue Account	35,664,683
	<u><b>35,234,458</b></u>
<b>3 CURRENT LIABILITIES &amp; PROVISIONS</b>	
<b>A Current Liabilities</b>	
Management Fees Payable	221,887
Trusteeship Fees Payable	11,767
Other Liabilities	3,610
Liability for Expenses Accrued	1,268,969
	<u><b>1,506,233</b></u>
<b>B Provisions</b>	
	-
<b>4 INVESTMENTS (Marked to Market)</b>	
Equity Shares	-
Privately Placed Debentures/Bonds	-
Debentures/Bonds Listed / Awaiting listing on recognised Stock Exchange	-
Commercial Paper/Certificate of Deposits & Others	1,159,410,750
Government of India Securities	-
Collateralised Borrowing & Lending Obligation	39,992
	<u><b>1,159,450,742</b></u>

ICICI Prudential Mutual Fund  
Scheme- ICICI Prudential Fixed Maturity Plan - Series 47 - One Year Plan D  
Schedules Forming Part of the Accounts

Period Ended  
March 31, 2009  
Amount  
(Rs.)

**5 OTHER CURRENT ASSETS**

Balances with Banks in Current Account		47,029
Outstanding and Accrued Income	37,582,419	
Less: Provision for Outstanding Accrued Income considered doubtful	<u>-</u>	
		37,582,419

37,629,448

**6 INTEREST INCOME**

Collateralised Borrowing & Lending Obligation		410,627
Commercial Paper/Certificate of Deposits & Others		38,015,935
Government of India Securities		80,898

38,507,460

**7 OTHER OPERATING EXPENSES**

Bank Charges		399
Investor Service Charges		651

1,050

Scheme - ICICI PRUDENTIAL FIXED MATURITY PLAN - SERIES 47 - ONE YEAR PLAN D  
Schedule Forming Part of Accounts

Schedule - 8  
Holding Statement as on March 31, 2009

Sr.No.	Company	Market Value
<b>Certificate of Deposits</b>		
1	IDBI BANK LIMITED	182,915,600
2	NATIONAL BANK FOR AGRICULTURE AND RURAL DEVELOPME	227,720,750
3	ORIENTAL BANK OF COMMERCE	318,865,787
4	STATE BANK OF TRAVANCORE	204,032,113
5	THE JAMMU AND KASHMIR BANK LIMITED	225,876,500
		<u>1,159,410,750</u>
<b>6 Collateralised Borrowing &amp; Lending Obligation</b>		<b>39,992</b>
	Deposits with Scheduled Banks	-
	Balance with Banks	47,029
	Net Current Assets Value	36,076,186
	<b>Total Net Assets Value</b>	<u>1,195,573,957</u>

**ICICI Prudential Mutual Fund  
Scheme – ICICI Prudential Fixed Maturity Plan - Series 47 - One Year Plan D**

**Schedule 9: Significant accounting policies and Notes forming part of the accounts for the period ended March 31, 2009**

**A. Significant accounting policies**

1. The method of accounting is on accrual basis. The accounts are prepared as stipulated under SEBI Mutual Fund Regulations, 1996 wherein Cash Flow Statement and Segment Reporting are not required, accordingly Accounting Standard - 3 and Accounting Standard - 17 have not been considered as applicable to the scheme.

2. Investments

a) Purchase and sale of securities are accounted on trade dates. Cost of investments includes brokerage, stamps fees, transaction charges (Government securities) and any losses on account of immediate sale of non-convertible portion of debentures under "Khokha" buy-back scheme and excludes custodian fees. The cost is net of front-end fees and incentives. In case of devolvement, the cost is net of underwriting commission earned.

b) Valuation for Performing Investments:

For the purpose of the financial statements, the Fund marks all investments to market and carries investments in the Balance Sheet at the market value. Unrealised gain, if any, arising out of appreciation of the investments, is carried to the Balance Sheet.

- Traded Securities other than Central Government Securities are valued at the closing traded price.
- Non-traded /Thinly traded Debt Non-Government Securities of upto 182 days of maturity are valued on the basis of amortisation (Cost plus accrued interest basis) as prescribed by SEBI. Discount on short term instruments are amortised over the maturity period.
- Non traded / Thinly traded Non-Government Debt Securities of over 182 days to maturity are valued in good faith in accordance with SEBI guidelines. The valuation of non-traded debt securities is on comparative yield to maturity basis; wherein the benchmark yields as provided by an independent agency, duly approved by AMFI is used.
- Interest rate swaps are valued on the basis of expected future cash inflows and outflows and the difference as compared to its cost is considered as unrealised appreciation/ depreciation.
- Traded / Non-traded / Thinly traded Central Government securities are valued based on prices released by an AMFI approved independent agency

c) An investment is regarded as non-performing, if interest/principal amount has not been received or has remained outstanding for one quarter from the day such income/installment has fallen due.

d) Investments include contracts for purchase of securities and exclude contracts for sale of securities, for which deliveries are not received/collected.

3. Income Recognition

- a) Profit or loss on sale of investments is arrived at by applying weighted average cost on trade date.
- b) Interest on debentures and other fixed income investments is recognised on accrual basis.
- c) Income on non-performing assets (NPA) is recognised on cash basis.
- d) Other income of miscellaneous nature is accounted for when there is certainty of collection.

4. Redemption of units

The difference between face value and net asset value (NAV) of the units repurchased is taken to "Unit Premium Reserve" and the difference between NAV and repurchase price of such units is taken to other income. Since this is a close-ended scheme, accounting for income equalisation is not carried out.

5. Provisions

Provision is made by charge to the Revenue Account, in respect of:

- a) Non Performing Debt Securities as per the Guidelines prescribed by SEBI.
- b) Interest Outstanding for more than one quarter beyond the due date.
- c) Securities where the certificates are not traceable for a protracted period.
- d) Assets other than investments, which in the opinion of the Trustees have suffered substantial impairment in their value.



## B. Notes Forming Part of the Accounts

1. This scheme is closed ended scheme and the units against Initial Subscription were allotted on December 3<sup>rd</sup> 2008. Hence there are no previous year figures. The Scheme has two plans: Retail and Institutional .A combined balance sheet and revenue account is prepared for the scheme.

### 2. Net Asset Value Per Unit (NAV):

	Period ended March 31, 2009		
Face Value (Rs.)	10		
Option	Net Asset Value Per Unit (Rs.)	Units	Dividend Declared during the period
Retail Growth	10.2911	52,960,784.9	-
Retail Dividend	10.2911	4,731,054.1	-
Institutional Growth	10.3161	42,221,899.8	-
Institutional Dividend	10.3161	16,120,211.1	-

### 3. Cost and Market/Fair Value of investments are shown below:

	As at March 31, 2009	
Investments	Cost	Market / Fair Value
Commercial Paper/ Certificate of Deposit	1,159.41	1,159.41
Collateralised Lending (CBLO)	0.04	0.04
<b>TOTAL</b>	<b>1,159.45</b>	<b>1,159.45</b>

Unrealised appreciation/ (depreciation) in value of investments is Rs. NIL

### 4. Industry-wise classification of Investments:

As per Annexure I

5. Aggregate value of purchases and sale of investments during the period as a percentage of average NAV :

(Rs. in millions)

	Period ended March 31, 2009	
Average Net Assets	1,163.29	
	<b>Aggregate Value</b>	<b>Percentage of Average Net Assets</b>
Purchases	3,455.21	297.02%
Sales	2,296.58	197.42%

6. Management fees

Management fees are paid on the basis of terms of Offer Document to ICICI Prudential Asset Management Company Limited. The computation for the same is as under:

	(Rs in millions)
	Period Ended March 31, 2009
Average Net Assets	1163.29
Management Fees Charge on Average Net Assets	
Retail	0.23%
Institutional	0.23%
Management Fees	0.87

Management fees are computed after adjusting for units held by AMC, if any

7. Income and Expenditure as a % of Average Net Asset Value:

(Rs in millions)

	Period ended March 31, 2009	
Average Net Assets	1,163.29	
	<b>Aggregate Value</b>	<b>Percentage of Average Net Assets*</b>
Total Income (including profit on sale of investments and profit on inter-scheme transfers, excluding net change in unrealised appreciation in value of investments and write back of Provisions)	39.02	10.29%
Total Expenditure (including loss on sale of investments and loss on inter-scheme transfers, excluding net change in unrealised depreciation in value of investments and other Provisions)	3.36	0.89%

\* Annualised

## 8. Movement in Unit Capital

	Period Ended March 31, 2009	
	No. of units	Amount (Rs.)
Balance at the beginning of the period/Initial Subscription	118,564,949.92	1,185,649,499.17
Issued during the period	-	-
Repurchased during the period	2,531,000.0	25,310,000
Balance at the close of the period	116,033,949.9	1,160,339,499

## 9. Unclaimed Redemption Amount:

There is no Unclaimed Redemption amount. Redemption Payable, if any, represents the amount payable against Redemption request received at the end of the period.

10. a. In the following cases, the Schemes of the mutual fund have invested in a company, which holds more than 5% of the Net Asset Value of any Scheme of ICICI Prudential Mutual Fund as on March 31, 2009.

As per Annexure II

- b. Aggregate market value and cost of investments and term deposits made by all schemes in the group of the Sponsor i.e. ICICI Bank Ltd is Rs.16,054.14 millions and Rs. 18,782.27 millions respectively. (Previous year Rs. 54,391.69 millions and Rs. 55,919.44 millions respectively).
- c. Investors holding units in the Scheme over 25% of the NAV as on March 31, 2009 are Nil.
11. a. The AMC has not dealt in any securities through brokers associated with any of the sponsors in excess of the limit of 5% of the aggregate sale and purchase of securities made by the Mutual Fund in any block of three months.
- b. The AMC has paid the following charges to parties associated with one of the sponsors in which AMC or its major shareholders or its subsidiaries are having a substantial interest:

(Rs In millions)

Entity	Nature Of Payment	Period Ended March 31, 2009
ICICI Bank Limited	Brokerage / Marketing and Distribution Expenses	0.05
ICICI Bank Limited	Bank Charges/ Interest Charges@	#
ICICI SECURITES Ltd.*	Brokerage **	0.03

\*\* Amount includes brokerage paid for secondary market transactions

@ Bank charges paid include transaction charges paid to ICICI Bank Limited (Professional clearing member) for futures & options transactions


# Below 0.01 million

12. The audited results for the period ended March 31, 2009 have been placed by the ICICI Prudential Asset Management Company Limited and approved by the Trustees in the meeting of the Board of Directors of ICICI Prudential Trust Limited held on June 18, 2009.

13. A complete list of investments of the Scheme is given in Schedule 8.

As per our report attached

For **N.M. Raiji & Co.**  
Chartered Accountants



**J.M. Gandhi**  
Partner  
Membership No. :37924

Mumbai.

18 JUN 2009

**Schedules 1 to 9 to the Accounts of ICICI Prudential Mutual Fund – ICICI Prudential Fixed Maturity Plan - Series 47 - One Year Plan D signed by three Directors of ICICI Prudential Trust Limited.**

Scheme- ICICI Prudential Fixed Maturity Plan - Series 47 - One Year Plan D

Annexure I

Value of investments falling under each major industry group to the total investment in each major classification

Privately Placed Debentures / Bonds / Debentures Bonds Listed / Awaiting Listing / Government Securities / Commercial Papers/ Certificate of Deposits

(Rs. in millions)

Industry	As At March 31, 2009	
	Market / Fair Value	% of Classifica tion
Banks	1,159.41	100.00%
Collateralised Lending (Cblo)	0.04	0.00%
<b>TOTAL</b>	<b>1,159.45</b>	<b>100.00%</b>

Historical Per Unit Statistics (on the basis of closing units)			
Scheme- ICICI Prudential Fixed Maturity Plan Series 47- 1 year Plan D			31-Mar-09
A	NET ASSET VALUE		
		Growth Option	10.2911
		Dividend Option	10.2911
		Institutional Growth Option	10.3161
		Institutional Dividend Option	10.3161
B	i	Income other than profit on sale of Investment	0.3363
	ii	Income from profit on interscheme Sales / transfer of investment	-
	iii	Income from profit on sale of Investment	-
	iv	Transfer to Revenue Account from past year's Reserve	-
C		Aggregate of Expenses, Write off, amortisation and charges	0.0289
D		Net Income	0.3074
F	(a)	<b>Repurchase Price</b>	
		Highest during the year / Period	
		Growth Option	10.2763
		Dividend Option	10.2763
		Institutional Growth Option	10.2999
		Institutional Dividend Option	10.2999
		Lowest during the year / Period	
		Growth Option	10.0000
		Dividend Option	10.0000
		Institutional Growth Option	10.0000
		Institutional Dividend Option	10.0000
	(b)	<b>Resale Price</b>	
		Highest during the year / Period	
		Growth Option	N.A
		Dividend Option	N.A
		Institutional Growth Option	N.A
		Institutional Dividend Option	N.A
		Lowest during the year / Period	
		Growth Option	N.A
		Dividend Option	N.A
		Institutional Growth Option	N.A
		Institutional Dividend Option	N.A
	(c)	<b>Trading Price</b>	
		<b>Price-earning Ratio (Traded Price / Net Income)</b>	
G		Ratio of Recurring Expenses (excluding loss on sale of Investment, write off and net change in marked to market value of investment) to Average Net Assets by percentage- for Regular Option	1.27%
		Ratio of Recurring Expenses (excluding loss on sale of Investment, write off and net change in marked to market value of investment) to Average Net Assets by percentage- for Institutional Option	0.51%
H		Ratio of Gross Income (excluding unrealised appreciation & Income Equalisation) to Average Net Assets by percentage* *Annualised	3.35%
Note: The Highest and the Lowest Repurchase Price have been determined without considering the applicable Exit Load, if any.			