

**N. M. RAIJI & CO.**  
*Chartered Accountants*  
Universal Insurance Building,  
Pherozeshah Mehta Road,  
Mumbai-400 001. INDIA  
Telephone: 2287 0068  
2287 3463  
2283 7482  
Telefax : 91 (22) 2282 8646  
91 (22) 2265 0578  
E-mail : nmr.ho@nmraiji.com

## AUDITORS' REPORT

The Board of Directors,  
ICICI Prudential Trustee Company Private Limited

We have audited the attached Balance Sheet as at March 31, 2011, and the Revenue Account for the period ended on that date, annexed thereto of ICICI Prudential Fixed Maturity Plan - Series 55 - 6 Months Plan B (the scheme), of ICICI Prudential Mutual Fund. These financial statements are prepared in accordance with SEBI (Mutual Fund) Regulations, 1996 (the Regulations) and are the responsibility of the Management. Our responsibility is to express an opinion on these financial statements based on our audit.

We conducted our audit in accordance with the Standards on Auditing issued by Institute of Chartered Accountants of India. An audit includes examining on a test basis, evidence supporting the amounts and disclosures in the financial statements. An audit also includes assessing the accounting principles used and significant estimates made by the management, as well as evaluating the overall financial statement presentation. We believe that our audit provides a reasonable basis for our opinion.

We report that:


1. We have obtained all information and explanations, which, to the best of our knowledge and belief were necessary for the purpose of our audit.
2. The Balance Sheet and the Revenue Account referred to above are in agreement with the books of accounts of the Scheme.
3. The accounts have been prepared in accordance with the accounting policies adopted by the trustees of the Fund and as specified in the Ninth Schedule to the Regulations.

*h*



4. In our opinion, valuation methods for Non Traded Securities, if any, adopted by the scheme are fair and reasonable and are in accordance with the guidelines for valuation issued by SEBI and approved by the Trustee.
5. Without qualifying our opinion, we draw attention to note no. 1 in Schedule 9 of the financial statements whereby the management has not provided the Cash Flow Statement and Segment Reporting for reasons mentioned therein.
6. In our opinion and to the best of our information and according to the explanations given to us, the financial statements read with the accounting policies and notes to accounts attached thereto, give the information required as per the Regulations and give a true & fair view in accordance with the generally accepted accounting principles in India:
  - a. in the case of Balance Sheet, of the state of affairs of the scheme as at March 31, 2011; and
  - b. in the case of Revenue Account, of the surplus of the scheme for the period ended on that date.

For N.M.RAIJI & CO.  
Chartered Accountants  
Firm Reg. No:108296W



J. M. GANDHI  
Partner  
Membership No. 37924

Place: Mumbai

Dated: June 21, 2011




ICICI Prudential Mutual Fund  
 Scheme: ICICI Prudential Fixed Maturity Plan - Series 55 - 6 Months Plan B  
 Balance Sheet as at March 31, 2011


	Schedule No.	March 31, 2011 Amount (₹)
<b>LIABILITIES</b>		
Unit Capital	1	341,413,620
Reserves & Surplus	2	1,464,412
Unrealised Appreciation in value of Investment		621,070
<b>Unitholders' Funds</b>		<b>343,499,102</b>
Current Liabilities & Provisions	3	67,569
		<b>343,566,671</b>
<b>ASSETS</b>		
Investments	4	338,365,939
Other Current Assets	5	5,200,732
		<b>343,566,671</b>
Significant Accounting Policies and Notes forming part of the Accounts	9	

As per our Report Attached


For N.M. Raiji & Co.  
 Chartered Accountants  
 Firm Reg No: 108296W

  
**J.M. Gandhi**  
 Partner  
 Membership No.37924


For ICICI Prudential Asset Management Company Ltd.

  
**Nimesh Shah**  
 Managing Director

  
**Dileep Choksi**  
 Director

  
**Chaitanya Pande**  
 Fund Manager

For and on behalf of ICICI Prudential Trust Ltd.

  
**M. N. Gopinath**  
 Director

  
**M S Parthasarathy**  
 Director

  
**Vinod Dhall**  
 Director

Place: Mumbai  
 Date: June 21, 2011

ICICI Prudential Mutual Fund  
 Scheme: ICICI Prudential Fixed Maturity Plan - Series 55 - 6 Months Plan B  
 Revenue Account For The Period Ended March 31, 2011

	Schedule No.	Period Ended March 31, 2011 Amount (₹)
<b>INCOME</b>		
Interest	6	1,536,153
Net Change in Marked to Market value of Investments		621,070
		<u>2,157,223</u>

**EXPENSES & LOSSES**

Loss on sale/redemption of Investments (other than inter-scheme sale/transfer)		-
Loss on Futures and Options		-
Loss on Inter-Scheme sale/transfer of Investments		-
Management Fees (Including Service Tax)		-
Trusteeship Fees		2,191
Marketing and Distribution Expenses		-
Audit Fees		11,030
Commission to Agents		49,821
Deferred Revenue Expenses Written Off		-
Custodian Fees		502
Registrar & Transfer Agent's Fees & Expenses		4,708
Other Operating Expenses	7	3,489
Surplus for the Period		2,085,482
		<u>2,157,223</u>

Surplus for the Period	2,085,482
Add: Write back of provision for Unrealised Appreciation on Investments	-
Less: Provision for unrealised appreciation on Investments	621,070
Add/(Less) : Income Equalisation	-
	<u>1,464,412</u>
Surplus brought forward	-
Amount available for Income Distribution	1,464,412
Less: Dividend Paid (Including Distribution Tax, if any)	-
<b>Surplus carried forward to Balance Sheet</b>	<u>1,464,412</u>

Significant Accounting Policies and Notes forming part of the Accounts

9

As per our Report Attached

For N.M. Raiji & Co.  
 Chartered Accountants  
 Firm Reg. No: 108296W

J.M. Gandhi  
 Partner  
 Membership No.37924

For ICICI Prudential Asset Management Company Ltd.

Nimesh Shah  
 Managing Director

Dileep Choksi  
 Director

Chaitanya Pande  
 Fund Manager

For and on behalf of ICICI Prudential Trust Ltd.

M. N. Gopinath  
 Director

M S Parthasarathy  
 Director

Vinod Dhall  
 Director

Place: Mumbai  
 Date: June 21, 2011

ICICI Prudential Mutual Fund  
Scheme: ICICI Prudential Fixed Maturity Plan - Series 55 - 6 Months Plan B  
Schedules Forming Part of the Accounts

		March 31, 2011
		Amount
		(₹)
<b>1</b>	<b>UNIT CAPITAL</b>	
	Unit Capital	341,413,620
		<u>341,413,620</u>
	Number of Units of Face Value Rs.10	<u>34,141,362.0</u>
<b>2</b>	<b>RESERVES &amp; SURPLUS</b>	
	Surplus in Revenue Account	1,464,412
		<u>1,464,412</u>
<b>3</b>	<b>CURRENT LIABILITIES &amp; PROVISIONS</b>	
<b>A</b>	<b>Current Liabilities</b>	
	Trusteeship Fees Payable	2,191
	Other Liabilities	1,434
	Liability for Expenses Accrued	63,944
		<u>67,569</u>
<b>B</b>	<b>Provisions</b>	
<b>4</b>	<b>INVESTMENTS (Marked to Market)</b>	
	Privately Placed Debentures/Bonds	65,502,152
	Commercial Paper/Certificate of Deposits & Others	271,844,910
	Collateralised Borrowing & Lending Obligation	1,018,877
		<u>338,365,939</u>

**ICICI Prudential Mutual Fund**  
**Scheme: ICICI Prudential Fixed Maturity Plan - Series 55 - 6 Months Plan B**  
**Schedules Forming Part of the Accounts**

		March 31, 2011
		Amount
		(₹)
<b>5</b>	<b>OTHER CURRENT ASSETS</b>	
	Balances with Banks in Current Account	46,588
	Receivable from Asset Management Company	29,891
	Outstanding and Accrued Income	4,263,900
	Less: Provision for Outstanding Accrued Income considered doubtful	-
		<u>4,263,900</u>
	Receivable against Units Issued	860,353
		<u><u>5,200,732</u></u>
<b>6</b>	<b>INTEREST INCOME</b>	
	Convertible/Non-Convertible Debentures	164,096
	Collateralised Borrowing & Lending Obligation	554,395
	Commercial Paper/Certificate of Deposits & Others	817,662
		<u>1,536,153</u>
<b>7</b>	<b>OTHER OPERATING EXPENSES</b>	
	Bank Charges	88
	Investor Service Charges	1,195
	NSDL/CDSL Charges	2,206
		<u>3,489</u>

*b*

Scheme - ICICI Prudential Fixed Maturity Plan - Series 55 - 6 Months Plan B  
Schedule Forming Part of Accounts

Schedule - 8  
Holding Statement as on March 31, 2011

Sr.No	Particulars	Market Value (₹)
	<b>Certificate of Deposits</b>	
1	Axis Bank Limited	95,660,010
2	Vijaya Bank	81,146,136
		<u>176,806,146</u>
	<b>Commercial Papers</b>	
3	Religare Finvest Limited	95,038,764
		<u>95,038,764</u>
	<b>Privately Placed Debentures and Bonds</b>	
4	Reliance Capital Limited	65,502,152
		<u>65,502,152</u>
5	<b>Collateralised Borrowing &amp; Lending Obligation</b>	1,018,877
	Deposits with Scheduled Banks	-
	Other Deposits (Including Repos)	-
	Balance with Banks	46,588
	Net Current Assets Value	5,086,575
	<b>Total Net Assets Value</b>	<u>343,499,102</u>



**ICICI Prudential Mutual Fund**  
**Scheme – ICICI Prudential Fixed Maturity Plan - Series 55 - 6 Months Plan B**

**Schedule 9: Significant accounting policies and Notes forming part of the accounts for the period ended March 31, 2011**

**A. Significant accounting policies**

1. The method of accounting is on accrual basis. The accounts are prepared as stipulated under SEBI Mutual Fund Regulations, 1996 wherein Cash Flow Statement and Segment Reporting are not required, accordingly Accounting Standard - 3 and Accounting Standard - 17 have not been considered as applicable to the scheme.

2. Investments

a) Purchase and sale of securities are accounted on trade dates. Cost of investments includes brokerage, stamps fees, transaction charges (Government securities) and any losses on account of immediate sale of non-convertible portion of debentures under "Khokha" buy-back scheme and excludes custodian fees. The cost is net of front-end fees and incentives. In case of devolvement, the cost is net of underwriting commission earned.

b) Valuation for Performing Investments:

For the purpose of the financial statements, the Fund marks all investments to market and carries investments in the Balance Sheet at the market value. Unrealised gain, if any, arising out of appreciation of the investments, is carried to the Balance Sheet.

- Traded debt and money market securities (other than Government Securities of over 91 days to maturity) are valued at the weighted average price at which they are traded on the particular valuation day. For this purpose securities traded on recognised stock exchanges are only considered.
  - Non-traded /Thinly traded Debt and money market securities of upto 91 days of maturity are valued on the basis of amortisation (Cost plus accrued interest basis) as prescribed by SEBI.
  - Non traded / Thinly traded debt and money market securities other than Government Securities of over 91 days to maturity are valued in good faith in accordance with SEBI guidelines. The valuation of non-traded debt securities is on yield to maturity basis. For this purpose the average of benchmark yields as provided by independent agencies, duly approved by AMFI is used.
  - Interest rate swaps are valued on the basis of expected future cash inflows and outflows and the difference as compared to its cost is considered as unrealised appreciation/ depreciation.
  - Traded / Non-traded / Thinly traded Government securities over 91 days to maturity are valued based on average of prices released by AMFI approved independent agencies.
- c) An investment is regarded as non-performing, if interest/principal amount has not been received or has remained outstanding for one quarter from the day such income/installment has fallen due.
- d) Investments include contracts for purchase of securities and exclude contracts for sale of securities, for which deliveries are not received/collected.

### 3. Income Recognition

- a) Profit or loss on sale of investments is arrived at by applying weighted average cost on trade date.
- b) Interest on debentures and other fixed income investments is recognised on accrual basis.
- c) Income on non-performing assets (NPA) is recognised on cash basis.
- d) Other income of miscellaneous nature is accounted for when there is certainty of collection.

### 4. Unit Premium Reserve

Since this being a close-ended Scheme, accounting for Income Equalisation is not carried out. The difference between face value and net asset value (NAV) of the units repurchased is credited/debited to "Unit Premium Reserve".

### 5. Exit Load

- i) Exit load charged above 1% is recognised as income of the scheme immediately.
- ii) Exit load charged upto 1% is utilised for meeting distribution & marketing expenses. Unutilised amount of load collected is carried forward to subsequent years unless the same is considered excess by the Trustees. In the event the load is considered excess by the Trustees, the same would be recognised as income.

### 6. Provisions

Provision is made by charge to the Revenue Account, in respect of:

- a) Non Performing Debt Securities as per the Guidelines prescribed by SEBI.
- b) Interest Outstanding for more than one quarter beyond the due date.
- c) Securities where the certificates are not traceable for a protracted period.
- d) Assets other than investments, which in the opinion of the Trustees have suffered substantial impairment in their value.

*A*

## B. Notes Forming Part of the Accounts

1. This scheme is closed ended scheme and the units against Initial Subscription were allotted on March 14, 2011. Hence there are no previous year figures. The Scheme has two options: Growth and Dividend .A combined balance sheet and revenue account is prepared for the scheme.
2. In accordance with SEBI circulars, SEBI/IMD/CIR No.16/ 193388/2010 dated February 2, 2010 and Cir / IMD / DF / 4 / 2010 dated June 21, 2010 valuation of debt and money market instruments were changed with effect from August 1, 2010 and accordingly:
  - Traded debt and money market securities (other than Government Securities of over 91 days to maturity) are valued at the weighted average price at which they are traded on particular valuation day. Upto July 31, 2010 these were valued based on closing traded price.
  - Non Traded debt and money market securities, including floating rate securities, with residual maturity of upto 91 days are valued on amortization basis. Upto July 31, 2010, non traded debt securities with residual maturity of upto 182 days and money market/ floating rate securities were valued on amortization basis.
  - All non traded money market and debt securities, including floating rate securities, with residual maturity of over 91 days are valued at benchmark yield/ matrix of spread over risk free benchmark yield obtained from agencies entrusted for the said purpose by AMFI. Upto July 31, 2010, non traded debt securities with residual maturity of over 182 days were valued at benchmark yield/ matrix of spread over risk free benchmark yield obtained from agencies entrusted for the said purpose by AMFI.

The impact of the change in the basis of valuation of debt and money market instruments on the financial statements is not material.

### 3. Net Asset Value Per Unit (NAV):

	Period ended		
	March 31, 2011		
Face Value (₹)	10		
Option	Net Asset Value Per Unit (₹)	Units	Dividend Declared during the year
Regular Dividend Option	10.0611	22,435,238.00	-
Regular Growth Option	10.0611	11,706,124.00	-

h

4. Cost and Market/Fair Value of investments are shown below:

(₹ in millions)

Investments	As at March 31, 2011	
	Cost	Market / Fair Value
Collateralised Lending (CBLO)	1.02	1.02
Commercial Papers/ Certificate of Deposits	271.33	271.84
Privately Placed Debentures and Bonds	65.39	65.50
Debentures and Bonds - Listed / Awaiting listing on recognised Stock Exchange	-	-
<b>TOTAL</b>	<b>337.74</b>	<b>338.37</b>

Unrealised appreciation/(depreciation) in value of investment is ₹ 0.62 million

5. Industry-wise classification of Investments:

As per Annexure I

6. Aggregate value of purchases and sale of investments during the period as a percentage of average NAV :

(₹ in millions)

Average Net Assets	Period ended March 31, 2011	
	Aggregate Value	Percentage of Average Net Assets
	342.29	
Purchases	2,552.93	745.84%
Sales	2,212.46	646.37%

7. Management fees

Management fees are paid on the basis of terms of Offer Document to ICICI Prudential Asset Management Company Limited. The computation for the same is as under:

(₹ In millions)

	Period Ended March 31, 2011
Average Net Assets	342.29
Management Fees charge on Average Net Assets (%)	
Retail	-
Management Fees	-

Management fees are computed after adjusting for units held by AMC, if any

h

**8. Income and Expenditure as a % of Average Net Asset Value:**

(₹ In millions)

	Period ended March 31, 2011	
Average Net Assets	342.29	
Option	Aggregate value	Percentage of Average Net Assets
Total Income (including profit on sale of investments and profit on inter-scheme transfers, excluding net change in unrealised appreciation in value of investments)	1.54	9.64%
Total Expenditure (including loss on sale of investments and loss on inter-scheme transfers, excluding net change in unrealised depreciation in value of investments)	0.07	0.45%

\*Annualised

**9. Movement in Unit Capital**

	Period ended March 31, 2011	
	No. of units	Amount (₹)
Balance at the beginning of the period/Initial Subscription	34,141,362.00	341,413,620
Issued during the period	-	-
Repurchased during the period	-	-
Balance at the close of the period	34,141,362.00	341,413,620

**10. Unclaimed Redemption Amount:**

There is no Unclaimed Redemption amount. Redemption Payable, if any, represents the amount payable against Redemption request received at the end of the period.

**11.**

- a. In the following cases, the Schemes of the mutual fund have invested in a company, which holds more than 5% of the Net Asset Value of any Scheme of ICICI Prudential Mutual Fund during the financial year ended March 31, 2011.

As per Annexure II

- b. Investments made by schemes in Sponsor/Associates/Group Companies.

As per Annexure III

- c. Investors holding units in the Scheme over 25% of the NAV as on March 31, 2011 are Nil.

h

- 12.
- Subscription by the Schemes (excluding Secondary Market Purchases) in the issues lead managed by the associate company:  
As per Annexure IV
  - Charges paid to associates/related parties/group companies of Sponsor/AMC  
As per Annexure V

13. Non-Traded securities in the portfolio –

Particulars	(₹ In millions)
	As at March 31, 2011
Aggregate value of non traded Debt	65.50
Aggregate value of non traded Money Market Instruments	271.84

14. The audited results for the period ended March 31, 2011 have been placed by the ICICI Prudential Asset Management Company Limited and approved by the Trustees in the meeting of the Board of Directors of ICICI Prudential Trust Limited held on June 21, 2011.
15. A complete list of investments of the Scheme is given in Schedule 8.

Scheme: ICICI Prudential Fixed Maturity Plan - Series 55 - 6 Months Plan B

Annexure I

Value of investments falling under each major industry group to the total investment in each major classification

Privately Placed Debentures / Bonds / Debentures Bonds Listed / Awaiting Listing / Government Securities / Money Market Instruments

(₹ in millions)

Industry	As At March 31, 2011	
	Market / Fair Value	% of Classification
Banks	176.81	52.25%
Collateralised Lending (CBLO)	1.02	0.30%
Finance	160.54	47.45%
<b>TOTAL</b>	<b>338.37</b>	<b>100.00%</b>

↓



Historical Per Unit Statistics (on the basis of closing units )		
Scheme: ICICI Prudential Fixed Maturity Plan - Series 55 - 6 Months Plan B		
		31-Mar-11
		₹
A	<b>NET ASSET VALUE</b>	
	Growth Option	10.0611
	Dividend Option	10.0611
B	i Income other than profit on sale of Investment	0.0450
	ii Income from profit on interscheme Sales / transfer of investment	-
	iii Income from profit on sale of Investment	-
	iv Transfer to Revenue Account from past year's Reserve	-
C	Aggregate of Expenses, Write off, amortisation and charges	0.0021
D	Net Income	0.0429
E	i Net change in Marked to Market value of Investments	0.0182
	ii Unrealised Appreciation/(Depreciation) per unit	0.0182
F	(a) <b>Repurchase Price</b>	
	Highest during the Period	
	Growth Option	N.A
	Dividend Option	N.A
	Lowest during the Period	
	Growth Option	N.A
	Dividend Option	N.A
	(b) <b>Resale Price</b>	
	Highest during the Period	
	Growth Option	N.A
	Dividend Option	N.A
	Lowest during the Period	
	Growth Option	N.A
	Dividend Option	N.A
	(c) <b>Trading Price</b>	N.A
	<b>Price-earning Ratio (Traded Price / Net Income)</b>	N.A
G	Ratio of Recurring Expenses (excluding loss on sale of Investment, write off and net change in marked to market value of investment) to Average Net Assets by percentage- for Regular Option *	0.45%
H	Ratio of Gross Income (including unrealised appreciation) to Average Net Assets by percentage *	13.53%
	*Annualised	

Note: The Highest and the Lowest Repurchase Price have been determined without considering the applicable Exit Load, if any.

