

N. M. RAIJI & CO.
Chartered Accountants
Universal Insurance Building,
Pherozeshah Mehta Road,
Mumbai-400 001. INDIA
Telephone: 2287 0068
2287 3463
2283 7482
Telefax : 91 (22) 2282 8646
91 (22) 2265 0578
E-mail : nmr.ho@nmraiji.com

AUDITORS' REPORT

The Board of Directors,
ICICI Prudential Trustee Company Private Limited

We have audited the attached Balance Sheet as at March 31, 2011, and the Revenue Account for the year ended on that date, annexed thereto of ICICI Prudential Fixed Maturity Plan - Series 51 - 15 Months Plan E(the scheme), of ICICI Prudential Mutual Fund. These financial statements are prepared in accordance with SEBI (Mutual Fund) Regulations, 1996 (the Regulations) and are the responsibility of the Management. Our responsibility is to express an opinion on these financial statements based on our audit.

We conducted our audit in accordance with the Standards on Auditing issued by Institute of Chartered Accountants of India. An audit includes examining on a test basis, evidence supporting the amounts and disclosures in the financial statements. An audit also includes assessing the accounting principles used and significant estimates made by the management, as well as evaluating the overall financial statement presentation. We believe that our audit provides a reasonable basis for our opinion.

We report that:

1. We have obtained all information and explanations, which, to the best of our knowledge and belief were necessary for the purpose of our audit.
2. The Balance Sheet and the Revenue Account referred to above are in agreement with the books of accounts of the Scheme.
3. The accounts have been prepared in accordance with the accounting policies adopted by the trustees of the Fund and as specified in the Ninth Schedule to the Regulations.



4. In our opinion, valuation methods for Non Traded Securities, if any, adopted by the scheme are fair and reasonable and are in accordance with the guidelines for valuation issued by SEBI and approved by the Trustee.
5. Without qualifying our opinion, we draw attention to note no. 1 in Schedule 9 of the financial statements whereby the management has not provided the Cash Flow Statement and Segment Reporting for reasons mentioned therein.
6. In our opinion and to the best of our information and according to the explanations given to us, the financial statements read with the accounting policies and notes to accounts attached thereto, give the information required as per the Regulations and give a true & fair view in accordance with the generally accepted accounting principles in India:
 - a. in the case of Balance Sheet, of the state of affairs of the scheme as at March 31, 2011; and
 - b. in the case of Revenue Account, of the surplus of the scheme for the year ended on that date.

For N.M.RAIJI & CO.
Chartered Accountants
Firm Reg. No:108296W



J. M. GANDHI
Partner
Membership No. 37924

Place: Mumbai

Dated: June 21, 2011


ICICI Prudential Mutual Fund
Scheme: ICICI Prudential Fixed Maturity Plan - Series 51 - 15 Months Plan E
Balance Sheet as at March 31, 2011

	Schedule No.	March 31, 2011 Amount (₹.)	March 31, 2010 Amount (₹.)
LIABILITIES			
Unit Capital	1	889,470,250	889,470,250
Reserves & Surplus	2	67,525,732	6,894,094
Unrealised Appreciation in value of Investment		-	5,094,910
Unitholders' Funds		956,995,982	901,459,254
Current Liabilities & Provisions	3	858,778	129,874
		957,854,760	901,589,128
ASSETS			
Investments	4	921,942,176	862,429,241
Other Current Assets	5	35,912,584	39,159,887
		957,854,760	901,589,128

Significant Accounting Policies and Notes forming part of the Accounts 9

As per our Report Attached

For N.M. Raiji & Co.
Chartered Accountants
Firm Reg No: 108296W


J.M. Gandhi
Partner
Membership No.37924

For ICICI Prudential Asset Management Company Ltd.

 
Nimesh Shah **Dileep Choksi** **Chaitanya Pande**
Managing Director Director Fund Manager

For and on behalf of ICICI Prudential Trust Ltd.

  
M. N. Gopinath **M S Parthasarathy** **Vinod Dhall**
Director Director Director

Place: Mumbai
Date: June 21, 2011

ICICI Prudential Mutual Fund
 Scheme: ICICI Prudential Fixed Maturity Plan - Series 51 - 15 Months Plan E
 Revenue Account For the Year Ended March 31, 2011


	Schedule No.	Year Ended March 31, 2011 Amount (₹.)	Period Ended March 31, 2010 Amount (₹.)
INCOME			
Interest	6	68,959,245	6,836,550
Profit on inter-scheme transfer/sale of Investments		-	57,544
		<u>68,959,245</u>	<u>6,894,094</u>
EXPENSES & LOSSES			
Net Change in Marked to Market value of Investments		5,094,910	(5,094,910)
Amortisation of Premium/Discount		5,519,300	-
Management Fees (Including Service Tax)		1,357,801	-
Trusteeship Fees		5,930	-
Audit Fees		11,117	-
Commission to Agents		1,289,153	-
Custodian Fees		40,475	-
Registrar & Transfer Agent's Fees & Expenses		47,183	-
Other Operating Expenses	7	56,648	-
Surplus for the Year/Period		55,536,728	11,989,004
		<u>68,959,245</u>	<u>6,894,094</u>
Surplus for the Year/Period		55,536,728	11,989,004
Add: Write back of provision for Unrealised Appreciation on Investments		5,094,910	-
Less: Provision for unrealised appreciation on Investments		-	5,094,910
Add/(Less) : Income Equalisation		-	-
		60,631,638	6,894,094
Surplus brought forward		6,894,094	-
Amount available for Income Distribution		67,525,732	6,894,094
Less: Dividend Paid (Including Distribution Tax, if any)		-	-
Surplus carried forward to Balance Sheet		<u>67,525,732</u>	<u>6,894,094</u>

Significant Accounting Policies and Notes forming part of the Accounts

9

As per our Report Attached

For N.M. Raiji & Co.
 Chartered Accountants
 Firm Reg No: 108296W


 J.M. Gandhi
 Partner
 Membership No.37924


For ICICI Prudential Asset Management Company Ltd.



 Nimesh Shah
 Managing Director



 Dileep Choksi
 Director


 Chaitanya Pande
 Fund Manager

For and on behalf of ICICI Prudential Trust Ltd


 M. N. Gopinath
 Director


 M S Parthasarathy
 Director


 Vinod Dhall
 Director

Place: Mumbai
 Date: June 21, 2011

ICICI Prudential Mutual Fund
Scheme: ICICI Prudential Fixed Maturity Plan - Series 51 - 15 Months Plan E
Schedules Forming Part of the Accounts

	March 31, 2011 Amount (₹.)	March 31, 2010 Amount (₹.)
1 UNIT CAPITAL		
Unit Capital	889,470,250	889,470,250
	<u>889,470,250</u>	<u>889,470,250</u>
Number of Units of Face Value Rs.10	<u>88,947,025.0</u>	<u>88,947,025.0</u>
2 RESERVES & SURPLUS		
Surplus in Revenue Account	67,525,732	6,894,094
	<u>67,525,732</u>	<u>6,894,094</u>
3 CURRENT LIABILITIES & PROVISIONS		
A Current Liabilities		
Management Fees Payable	571,706	-
Trusteeship Fees Payable	5,930	715
Liability for Expenses Accrued	281,142	129,159
	<u>858,778</u>	<u>129,874</u>
B Provisions		
4 INVESTMENTS (Marked to Market)		
Privately Placed Debentures/Bonds	431,132,774	520,929,891
Debentures/Bonds Listed / Awaiting listing on recognised Stock Exchange	434,937,142	336,332,809
Commercial Paper/Certificate of Deposits & Others	42,407,108	-
Collateralised Borrowing & Lending Obligation	13,465,152	5,166,541
	<u>921,942,176</u>	<u>862,429,241</u>

ICICI Prudential Mutual Fund
Scheme: ICICI Prudential Fixed Maturity Plan - Series 51 - 15 Months Plan E
Schedules Forming Part of the Accounts

	March 31, 2011 Amount (₹.)	March 31, 2010 Amount (₹.)
5 OTHER CURRENT ASSETS		
Balances with Banks in Current Account	53,098	50,784
Receivable from Asset Management Company	-	132,033
Outstanding and Accrued Income	35,859,486	38,977,070
Less: Provision for Outstanding Accrued Income considered doubtful	-	-
	<u>35,859,486</u>	<u>38,977,070</u>
	<u><u>35,912,584</u></u>	<u><u>39,159,887</u></u>
6 INTEREST INCOME		
Convertible/Non-Convertible Debentures	66,294,781	6,433,986
Collateralised Borrowing & Lending Obligation	453,461	402,564
Commercial Paper/Certificate of Deposits & Others	2,206,446	-
Government of India Securities	4,557	-
Other Deposits	-	-
	<u>68,959,245</u>	<u>6,836,550</u>
6 OTHER OPERATING EXPENSES		
Investor Service Charges	1,498	-
NSDL/CDSL Charges	55,150	-
	<u>56,648</u>	<u>-</u>

h

Scheme - ICICI Prudential Fixed Maturity Plan - Series 51 - 15 Months Plan E
Schedule Forming Part of Accounts

Schedule - 8
Holding Statement as on March 31, 2011

Sr.No.	Particulars	Market Value (₹)
Privately Placed Debentures/Bonds		
1	Kotak Mahindra Prime Limited	163,494,576
2	Reliance Capital Limited	168,986,098
3	The Indian Hotels Company Limited	98,652,100
		431,132,774
Debentures and Bonds Listed / Awaiting listing on recognised Stock Exchange		
4	L&T Infrastructure Finance Company Limited	101,015,900
5	LIC Housing Finance Limited	169,505,920
6	Tata Capital Limited	110,000,000
7	Tata Steel Limited	54,415,322
		434,937,142
8	Commercial Papers	
	Tata Teleservices	42,407,108
		42,407,108
9	Collateralised Borrowing & Lending Obligation	13,465,152
	Deposits with Scheduled Banks	-
	Balance with Banks	53,098
	Net Current Assets Value	35,000,708
Total Net Assets Value		956,995,982

h

ICICI Prudential Mutual Fund

Scheme – ICICI Prudential Fixed Maturity Plan - Series 51 - 15 Months Plan E

Schedule 9: Significant accounting policies and Notes forming part of the accounts for the year ended March 31, 2011

A. Significant accounting policies

1. The method of accounting is on accrual basis. The accounts are prepared as stipulated under SEBI Mutual Fund Regulations, 1996 wherein Cash Flow Statement and Segment Reporting are not required, accordingly Accounting Standard - 3 and Accounting Standard - 17 have not been considered as applicable to the scheme.

2. Investments

a) Purchase and sale of securities are accounted on trade dates. Cost of investments includes brokerage, stamps fees, transaction charges (Government securities) and any losses on account of immediate sale of non-convertible portion of debentures under "Khokha" buy-back scheme and excludes custodian fees. The cost is net of front-end fees and incentives. In case of devolvement, the cost is net of underwriting commission earned.

b) Valuation for Performing Investments:

For the purpose of the financial statements, the Fund marks all investments to market and carries investments in the Balance Sheet at the market value. Unrealised gain, if any, arising out of appreciation of the investments, is carried to the Balance Sheet.

- Traded debt and money market securities (other than Government Securities of over 91 days to maturity) are valued at the weighted average price at which they are traded on the particular valuation day. For this purpose securities traded on recognised stock exchanges are only considered.
- Non-traded /Thinly traded Debt and money market securities of upto 91 days of maturity are valued on the basis of amortisation (Cost plus accrued interest basis) as prescribed by SEBI.
- Non traded / Thinly traded debt and money market securities other than Government Securities of over 91 days to maturity are valued in good faith in accordance with SEBI guidelines. The valuation of non-traded debt securities is on yield to maturity basis. For this purpose the average of benchmark yields as provided by independent agencies, duly approved by AMFI is used.
- Interest rate swaps are valued on the basis of expected future cash inflows and outflows and the difference as compared to its cost is considered as unrealised appreciation/ depreciation.
- Traded / Non-traded / Thinly traded Government securities over 91 days to maturity are valued based on average of prices released by AMFI approved independent agencies.

c) An investment is regarded as non-performing, if interest/principal amount has not been received or has remained outstanding for one quarter from the day such income/installment has fallen due.

d) Investments include contracts for purchase of securities and exclude contracts for sale of securities, for which deliveries are not received/collected.

3. Income Recognition

- a) Profit or loss on sale of investments is arrived at by applying weighted average cost on trade date.
- b) Interest on debentures and other fixed income investments is recognised on accrual basis.
- c) Income on non-performing assets (NPA) is recognised on cash basis.
- d) Other income of miscellaneous nature is accounted for when there is certainty of collection.

4. Unit Premium Reserve

Since this being a close-ended Scheme, accounting for Income Equalisation is not carried out. The difference between face value and net asset value (NAV) of the units repurchased is credited/debited to "Unit Premium Reserve".

5. Exit Load

- i) Exit load charged above 1% is recognised as income of the scheme immediately.
- ii) Exit load charged upto 1% is utilised for meeting distribution & marketing expenses. Unutilised amount of load collected is carried forward to subsequent years unless the same is considered excess by the Trustees. In the event the load is considered excess by the Trustees, the same would be recognised as income.

6. Provisions

Provision is made by charge to the Revenue Account, in respect of:

- a) Non Performing Debt Securities as per the Guidelines prescribed by SEBI.
- b) Interest Outstanding for more than one quarter beyond the due date.
- c) Securities where the certificates are not traceable for a protracted period.
- d) Assets other than investments, which in the opinion of the Trustees have suffered substantial impairment in their value.

B. Notes Forming Part of the Accounts

- The Scheme has two options: Growth and Dividend. A combined balance sheet and revenue account is prepared for the scheme.
- In accordance with SEBI circulars, SEBI/IMD/CIR No.16/ 193388/2010 dated February 2, 2010 and Cir / IMD / DF / 4 / 2010 dated June 21, 2010 valuation of debt and money market instruments were changed with effect from August 1, 2010 and accordingly:
 - Traded debt and money market securities (other than Government Securities of over 91 days to maturity) are valued at the weighted average price at which they are traded on particular valuation day. Upto July 31, 2010 these were valued based on closing traded price.
 - Non Traded debt and money market securities, including floating rate securities, with residual maturity of upto 91 days are valued on amortization basis. Upto July 31, 2010, non traded debt securities with residual maturity of upto 182 days and money market/ floating rate securities were valued on amortization basis.
 - All non traded money market and debt securities, including floating rate securities, with residual maturity of over 91 days are valued at benchmark yield/ matrix of spread over risk free benchmark yield obtained from agencies entrusted for the said purpose by AMFI. Upto July 31, 2010, non traded debt securities with residual maturity of over 182 days were valued at benchmark yield/ matrix of spread over risk free benchmark yield obtained from agencies entrusted for the said purpose by AMFI.

The impact of the change in the basis of valuation of debt and money market instruments on the financial statements is not material.

3. Net Asset Value Per Unit (NAV):

	Year ended March 31, 2011			Period ended March 31, 2010		
	Net Asset Value Per Unit (₹)	Units	Dividend Declared during the year	Net Asset Value Per Unit (₹)	Units	Dividend Declared during the year
Face Value (₹)	10			10		
Option						
Regular Growth Option	10.7592	87,907,116.00	-	10.1348	87,907,116.00	-
Regular Dividend Option	10.7592	1,039,909.00	-	10.1348	1,039,909.00	-

4. Cost and Market/Fair Value of investments are shown below:

Investments	As at March 31, 2011		As at March 31, 2010	
	Cost	Market / Fair Value	Cost	Market / Fair Value
Privately Placed/Unlisted Debentures & Bonds	431.13	431.13	518.25	520.93
Debentures and Bonds - Listed / Awaiting listing on recognised Stock Exchange	434.94	434.94	333.92	336.33
Collateralised Lending (CBLO)	13.47	13.47	5.17	5.17
Commercial Papers/ Certificate of Deposits	42.41	42.41	-	-
TOTAL	921.95	921.95	857.34	862.43

Unrealised appreciation/(depreciation) in value of investment is NIL (Previous period ₹ 5.09 millions)

5. Industry-wise classification of Investments:

As per Annexure I

6. Aggregate value of purchases and sale of investments during the period as a percentage of average NAV :

(₹ in millions)

	Year ended		Period ended	
	March 31, 2011		March 31, 2010	
Average Net Assets	926.70		872.88	
	Aggregate Value	Percentage of Average Net Assets	Aggregate Value	Percentage of Average Net Assets
Purchases	2,403.29	259.34%	3,900.53	446.86%
Sales	2,338.27	252.32%	3,007.03	344.50%

7. Management fees

Management fees are paid on the basis of terms of Offer Document to ICICI Prudential Asset Management Company Limited. The computation for the same is as under:

(₹ In millions)

	Year Ended	Period Ended
	March 31, 2011	March 31, 2010
Average Net Assets	926.70	872.88
Management Fees charge on Average Net Assets (%)		
Retail	0.13%	-
Management Fees	1.23	-

Management fees are computed after adjusting for units held by AMC, if any

8. Income and Expenditure as a % of Average Net Asset Value:

(₹ In millions)

	Year Ended		Period ended	
	March 31, 2011		March 31, 2010	
Average Net Assets	926.70		872.88	
Option	Aggregate value	Percentage of Average Net Assets	Aggregate value	Percentage of Average Net Assets
Total Income (including profit on sale of investments and profit on inter-scheme transfers, excluding net change in unrealised appreciation in value of investments)	68.96	7.44%	6.89	7.03%
Total Expenditure (including loss on sale of investments and loss on inter-scheme transfers, excluding net change in unrealised depreciation in value of investments)	8.33	0.90%	-	-

*Annualised

9. Movement in Unit Capital

	Year Ended March 31, 2010		Period Ended March 31, 2010	
	No. of units	Amount (₹)	No. of units	Amount (₹)
Balance at the beginning of the year/Initial Subscription	88,947,025.00	889,470,250	88,947,025.00	889,470,250
Issued during the year	-	-	-	-
Repurchased during the year	-	-	-	-
Balance at the close of the year	88,947,025.00	889,470,250	88,947,025.00	889,470,250

10. Unclaimed Redemption Amount:

There is no Unclaimed Redemption amount. Redemption Payable, if any, represents the amount payable against Redemption request received at the end of the year.

11.

- a. In the following cases, the Schemes of the mutual fund have invested in a company, which holds more than 5% of the Net Asset Value of any Scheme of ICICI Prudential Mutual Fund during the financial year ended March 31, 2011.

As per Annexure II

- b. Investments made by schemes in Sponsor/Associates/Group Companies.

As per Annexure III

- c. Investors holding units in the Scheme over 25% of the NAV as on March 31, 2011 are Nil.

12. a. The AMC has not dealt in any securities through brokers associated with any of the sponsors in excess of the limit of 5% of the aggregate sale and purchase of securities made by the Mutual Fund in any block of three months.

- b. Subscription by the Schemes (excluding Secondary Market Purchases) in the issues lead managed by the associate company:

As per Annexure IV

- c. The AMC has paid the following charges to parties associated with any of the sponsors in which AMC or its major shareholders or its subsidiaries are having a substantial interest.

As per Annexure V

13. Non-Traded securities in the portfolio:

Particulars	(₹ In millions)	
	As at March 31, 2011	As at March 31, 2010
Aggregate value of non traded Debt	866.07	857.26
Aggregate value of non traded Money Market Instruments	42.41	-

14. The audited results for the period ended March 31, 2011 have been placed by the ICICI Prudential Asset Management Company Limited and approved by the Trustees in the meeting of the Board of Directors of ICICI Prudential Trust Limited held on June 21, 2011.

15. A complete list of investments of the Scheme is given in Schedule 8.

16. Previous year figures are regrouped wherever necessary. Previous year figures are for less than one year and hence strictly comparable with current year figures.

h

Scheme- ICICI Prudential Fixed Maturity Plan - Series 51 - 15 Months Plan E

Annexure I

Value of investments falling under each major industry group to the total investment in each major classification

Privately Placed Debentures / Bonds / Debentures Bonds Listed / Awaiting Listing / Government Securities / Money Market Instruments

(₹ in millions)

Industry	As At March 31, 2011		As At March 31, 2010	
	Market / Fair Value	% of Classification	Market / Fair Value	% of Classification
Finance	713.00	77.34%	703.28	81.55%
Ferrous Metals	54.42	5.90%	54.61	6.33%
Hotels	98.64	10.70%	99.36	11.52%
Telecom Services	42.41	4.60%	-	-
Collateralised Lending (CBLO)	13.47	1.46%	5.17	0.60%
TOTAL	921.94	100.00%	862.42	100.00%

Historical Per Unit Statistics (on the basis of closing units)			
Scheme: ICICI Prudential Fixed Maturity Plan - Series 51 - 15 Months Plan E			
		31-Mar-11	31-Mar-10
		₹	₹
A	NET ASSET VALUE		
	Growth Option	10.7592	10.1348
	Dividend Option	10.7592	10.1348
B	i Income other than profit on sale of Investment	0.7753	0.0769
	ii Income from profit on interscheme Sales / transfer of investment	-	0.0006
	iii Income from profit on sale of Investment	-	-
	iv Transfer to Revenue Account from past year's Reserve	-	-
C	Aggregate of Expenses, Write off, amortisation and charges	0.0936	-
D	Net Income	0.6817	0.0775
E	i Net change in Marked to Market value of Investments	(0.0573)	0.0573
	ii Unrealised Appreciation/(Depreciation) per unit	-	0.0573
F	(a) Repurchase Price		
	Highest during the year / Period		
	Growth Option	N.A	N.A
	Dividend Option	N.A	N.A
	Lowest during the year / Period		
	Growth Option	N.A	N.A
	Dividend Option	N.A	N.A
	(b) Resale Price		
	Highest during the year / Period		
	Growth Option	N.A	N.A
	Dividend Option	N.A	N.A
	Lowest during the year / Period		
	Growth Option	N.A	N.A
	Dividend Option	N.A	N.A
	(c) Trading Price	N.A	N.A
	Price-earning Ratio (Traded Price / Net Income)	N.A	N.A
G	Ratio of Recurring Expenses (excluding loss on sale of Investment, write off and net change in marked to market value of investment) to Average Net Assets by percentage- for Regular Option	0.30%	-
H	Ratio of Gross Income (including unrealised appreciation) to Average Net Assets by percentage *	7.44%	1.37%
	*Annualised		
Note: The Highest and the Lowest Repurchase Price have been determined without considering the applicable Exit Load, if any.			

1

